



Practical Instrument Electronics

Model 512 RTD Calibrator Datasheet

Features

Simulate/Read RTD sensors

Calibrate/Read directly in temperature for your RTD curve
Adjustable output for full temperature range

Several Manufacturers' RTD Curves Available

Platinum, Copper & Nickel

Accurate to $\pm 0.25^{\circ}\text{C}$ ($\pm 0.45^{\circ}\text{F}$) with 0.1° Resolution

Resistance accuracy of $\pm(0.015\% + 0.05)\ \Omega$

Guaranteed to Work with All Pulsed Instruments

Works with a wide variety of transmitters including popular Rosemount and Honeywell Models

Compatible with devices using pulsed excitation currents including PLCs, DCS, Recorders, and all others

Automatic Detection of 2, 3, or 4 Wire Connections

No buttons or switches required, 2W, 3W, or 4W indicator is automatic

A valuable troubleshooting tool

EZ-Dial Knob

Easily adjust output by 0.1°

Pressing down and turning will select a faster dialing speed

EZ-Check Switch

User settable EZ-Check for 0% and 100% span adjustments

Store new EZ-Check values by pressing the EZ-Dial Knob

Uses a standard 9V Alkaline Battery

Superior battery life of 45 hours under typical continuous usage

Easy access to battery compartment

Lightweight, Rugged and Reliable

Small, tough and protected to 60V



CE APPROVED!

Description

The Practical Instrument Electronics Model 512 RTD Calibrator provides direct temperature calibration to all types of instruments such as transmitters, recorders, controllers, alarms, data acquisition, and computer systems. Also, the Model 512 reads RTD outputs and displays in temperature. It is compatible with pulsed systems and transmitters (like the Rosemount 3144.) 2, 3, or 4 wire connections are detected automatically. The Model 512 is a superior replacement for decade boxes, eliminating the need for lugging around large equipment and the possibility of misreading RTD tables.

Select from 7 RTD types to source/read in $^{\circ}\text{C}$ or $^{\circ}\text{F}$ with 0.1° resolution. Or, select Ω for direct resistance source/read capability.

Use the EZ-Check™ Switch to quickly switch between three stored temperature/ Ω outputs. It's easy to customize these values to your application. In read mode, the EZ-Check™ Switch recalls minimum and maximum readings. Store/Clear memory with a press of the EZ-Dial™ Knob.

The Practical Instrument Electronics Model 512 offers the highest performance and functions in its class by exceeding the accuracy and functions of many higher priced RTD calibrators. It is a low cost solution for checkout and calibration of all RTD instruments in the field, shop or control room. Contact Practical Instruments Electronics for custom RTD curves, ranges, or special requirements not provided by the Model 512.



Model 512 Datasheet

Specifications

General Specifications:

(Unless otherwise indicated all specifications are rated from a nominal 23 °C, 70 % RH for 1 year from calibration)

| | |
|-------------------------|--|
| Temperature Range | -25 to 60 °C (-10 to 140 °F) |
| Relative Humidity Range | 10 % ≤RH ≤90 % (0 to 35 °C), Non-condensing 10 % ≤RH≤ 70 % (35 to 60 °C), Non-condensing |
| Size | 4.9 X 3.15 X 1.82 inches (125.5 X 80 X 46.2 mm) |
| Weight | 9.1 oz (258 grams) |
| Battery | 9V Alkaline provides 45 hours of continuous use |
| Miscellaneous | Low battery indication with nominal 1 hour of operation left Protection to 60V for up to 30 seconds in duration High contrast graphic liquid crystal display with 0.357" (9.07 mm) high digits |
| Resolution | 0.1°C or 0.1°F / 0.01 Ω |
| Span | 0.00-400.00 Ω |
| Accuracy | ±(0.015 % of Ω + 0.05) Ω (see accuracy tables for temperature error) |
| Temperature Coefficient | ±0.01 % of span in Ω/°C ambient |

RTD Simulation Specifications:

| | |
|---|--|
| Allowable Excitation Current | 100 μA to 10.2 mA, steady or pulsed/intermittent/smart |
| for accuracies below 100μA add | ±10μV/Excitation Current (units are in Ω) |
| Pulsed Excitation Current Compatibility | DC to 0.01 second pulse widths |

RTD Read Specifications:

| | |
|--------------------|--------------|
| Excitation Current | 1 mA nominal |
|--------------------|--------------|

Available Options:

| | |
|---------------|-----------------------|
| Carrying Case | Part Number: 020-0205 |
|---------------|-----------------------|

Other Products Available:

| | |
|--|------------|
| RTD Source (Single Type/1° resolution) | Model 510 |
| RTD Source (7 Types, Ω/0.1° resolution) | Model 511 |
| Pt100: α=1.3850, 1.3902, 1.3916, 1.3926 Cu10: α=1.427, Ni110: α=1.530, Ni120: α=1.672 | |
| RTD Calibrator (Source/Read 8 types, Ω / 0.1° resolution) | Model 512S |
| With Auto Stepping | |
| T/C Source (Single Type/1° resolution) | Model 520 |
| T/C Source (8 Types, mV/0.1° resolution) | Model 521 |
| B, E, J, K, N, R, S, T, mV | |
| T/C Read & Source (8 Types, mV/0.1° resolution) | Model 522 |
| B, E, J, K, N, R, S, T, mV | |
| Dual RTD – T/C Read & Source Calibrator | Model 525 |
| With Auto Stepping | |
| 4-20 Milliamp Loop Calibrator | Model 530 |
| 4-20 Pocket-Mate Milliamp Calibrator | Model 531 |
| 4-20 Milliamp/ Voltage Loop Calibrator with Diagnostic | Model 532 |
| 4-20/10-50 Dual Range Milliamp/Voltage Loop Calibrator | Model 535 |
| Frequency Read & Source W/Totalizer | Model 541 |

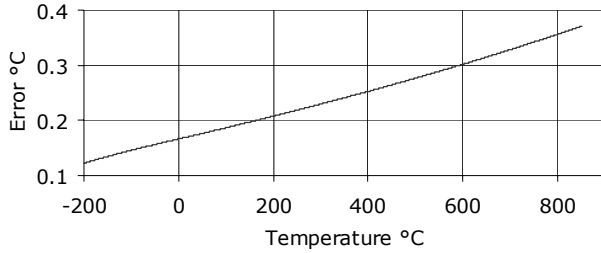


Model 512 Datasheet

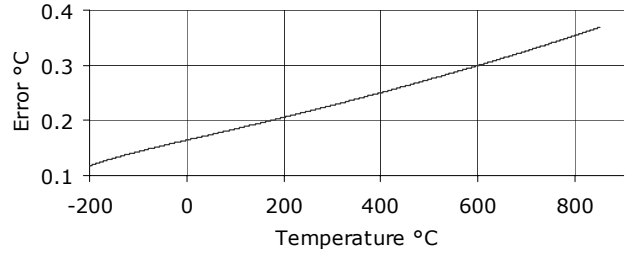
Temperature Accuracy

The following charts give worst-case temperature accuracy based on stated resistance accuracy of $\pm(0.015\% + 0.05)\Omega$.

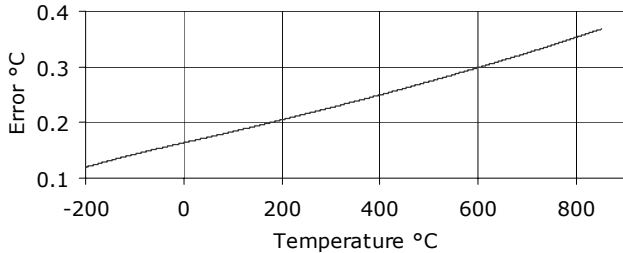
Pt100 TCR=0.00385
-200 to 850 °C



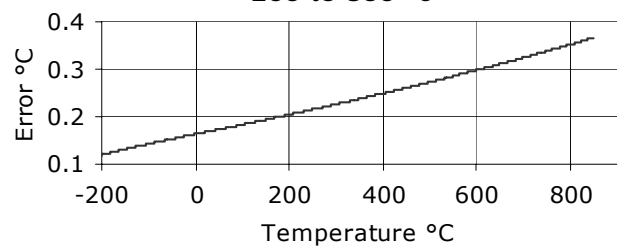
Pt100 TCR=0.003902
-200 to 850 °C



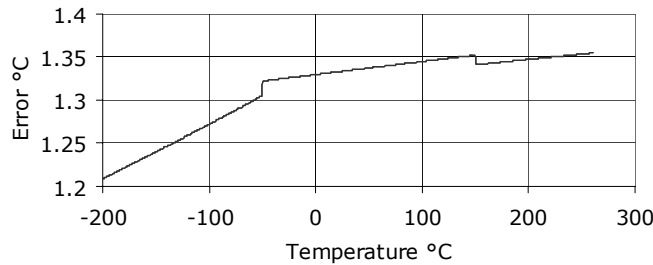
Pt100 TCR=0.003916
-200 to 850 °C



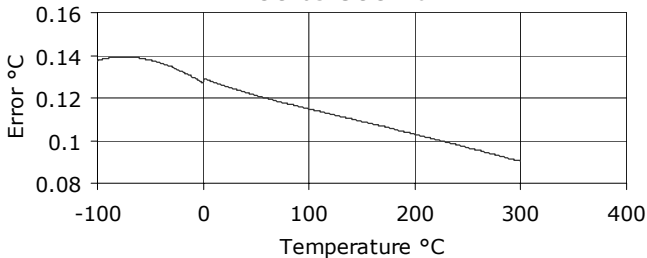
Pt100 TCR=0.003926
-200 to 850 °C



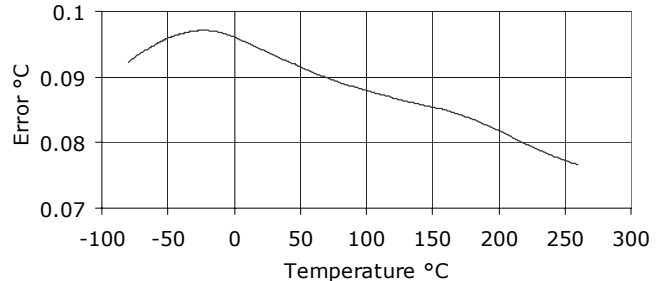
Cu10 TCR=0.00427
-200 to 260 °C



Ni110 TCR=0.00530
-100 to 300 °C



Ni120 TCR=0.00672
-80 to 260 °C





Model 512 Datasheet

Warranty

Our equipment is guaranteed against defective material and workmanship (excluding batteries) for a period of three years from the date of shipment. Claims under guarantee can be made by returning the equipment prepaid to our factory. The equipment will be repaired, replaced or adjusted at our option. The liability of Practical Instrument Electronics (PIE) is restricted to that given under our guarantee. No responsibility is accepted for damage, loss or other expense incurred through sale or use of our equipment. Under no condition shall Practical Instrument Electronics, Inc. be liable for any special, incidental or consequential damage.

Your Local PIE Representative